


# SKAGIT COUNTY

## SEPTIC PERMIT PROCESS

### 1. HIRE AN OSS DESIGNER

On-site Sewage System (OSS) designers will work with you to determine what type of system can be installed on your parcel. We maintain [a list of WA State Certified OSS Designers that work in Skagit County.](#)



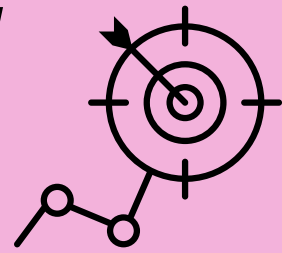
### 2. SUBMIT A PERMIT & PAY FEES

Permit applications, site plans, site and soil evaluations, and designs can be submitted [online](#) through Civic Access. The required [fees](#) will be assessed and payment requested.




### 3. PUBLIC HEALTH REVIEW

Upon receipt of a complete application and payment, we'll begin review and make a determination within 30 days. If wet season/winter review is needed, the process may take up to 12 months.




### 4. PERMIT ISSUED

After review, possible consultation with your designer and/or site visit to your property, we'll approve the design and issue your permit. Repair permits expire after 1 year; all others expire in 3 years.



### 5. HIRE AN OSS INSTALLER

You'll need to hire a [Skagit County Certified OSS Installer](#) to install the system as designed. Based on the complexity of the design, not all installers will be able to complete the work.



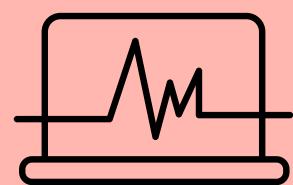
### 6. OSS FINAL INSPECTION

When the installer is nearing completion, they will request a final inspection from SCPH - OSS Inspectors. We ask for 24-48 hour notice.



### 7. AS-BUILT & FINAL PERMIT

The final step in the permitting process is for an [as-built or record drawing](#) to be submitted to SCPH by your designer or installer. Once received, we'll finalize the permit which permits operation.



### 8. MAINTAIN YOUR SYSTEM

To ensure your system lasts for as long as possible, you'll need inspections every 1-3 years, pumping as needed, and likely minor repairs along the way.

